

Installationsanweisungen

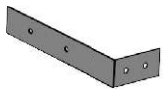
Im Set

93 987 27 **)
 93 987 28

93 987 29 ***)
 93 987 30

93 987 53 *)
 93 987 54

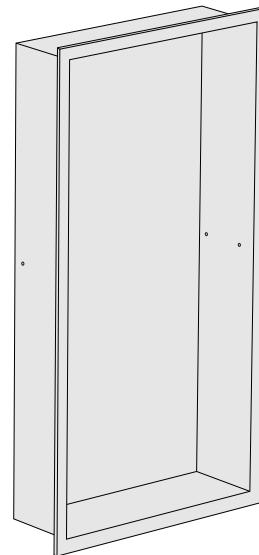

4x



8x

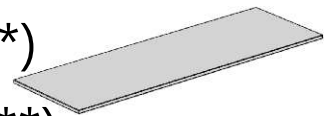


M4x5



1x**)

2x***)



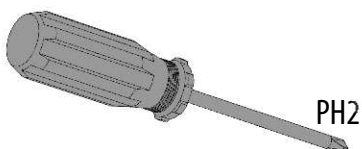

*) - empfohlene Gehäuse, auf Anfrage

4x**)

8x***)



Tools



PH2

